

FIRST NATIONS FORESTRY PROGRAM

in partnership with First Nations



Annual Report 2009–2011

and 15-year
Program Review



Government
of Canada

Gouvernement
du Canada

Canada 

Information contained in this publication or product may be reproduced, in part or in whole, and by any means, for personal or public non-commercial purposes, without charge or further permission, unless otherwise specified.

You are asked to:

- exercise due diligence in ensuring the accuracy of the materials reproduced;
- indicate the complete title of the materials reproduced, and the name of the author organization; and
- indicate that the reproduction is a copy of an official work that is published by the Government of Canada and that the reproduction has not been produced in affiliation with, or with the endorsement of, the Government of Canada.

Commercial reproduction and distribution is prohibited except with written permission from the Government of Canada's copyright administrator, Public Works and Government Services Canada (PWGSC). For more information, contact PWGSC at 613-996-6886 or at copyright.droitdauteur@pwgsc-tpsgc.gc.ca.

Aussi disponible en français sous le titre :

Programme forestier des Premières Nations – rapport annuel 2009–2011 et survol des 15 ans d'existence du programme

Copies of this publication can be obtained from the Canadian Forest Service Publications Web site at cfs-scf.nrcan-rncan.gc.ca/publications.

© Her Majesty the Queen in Right of Canada, 2012

Cat. No. Fo1-13/2011E (Print) ISSN 1486-4452 (Print)

Cat. No. Fo1-13/2011E-PDF (On-line) ISSN 1494-5193 (On-line)



Contents

- Introduction**..... 1
- Report highlights**..... 3
- Fifteen-year program overview**
 - The first five years 4
 - The second five years 5
 - The final five years 5
 - Project funding 6
 - FNFP within the forest sector 7
 - Looking ahead 9
- 2009–2010 in review**
 - FNFP project funding 10
 - 2009–2010 program budget 10
 - Community participation 11
 - Funding from First Nations and their partners 12
 - Project audits 13
- 2010–2011 in review**
 - FNFP project funding 14
 - 2010–2011 program budget 14
 - Community participation 15
 - Funding from First Nations and their partners 15
 - Project audits 17

- First Nations Forestry Program publications, 2009–2011**
 - Reports 18
 - External reports funded by the FNFP 18
 - FNFP participation at conferences, workshops and events 18
 - Newsletters 18
 - External publications 18

- First Nations Forestry Program contacts**
 - National 19
 - Natural Resources Canada regional offices 19
 - Aboriginal Affairs and Northern Development Canada regional offices 19

- Annex A – Number and value of projects by regions**..... 20
- Annex B – First Nations Forestry Program projects by scale and region**..... 22

- List of figures**
 - Figure 1. FNFP business lines 1
 - Figure 2. FNFP project funding by business line, 1996–2011.. 5
 - Figure 3. Sources of project funding, 1996–2011..... 6
 - Figure 4. FNFP contributions versus other funding sources, 1996–2011 6
 - Figure 5. First Nations Forestry Program milestones, 1996–2011 8




Figure 6. FNFP project funding by business line, 2009–2010	10
Figure 7. Project funding by source, by province and territory, 2009–2010	13
Figure 8. FNFP project funding by business line, 2010–2011.....	14
Figure 9. Project funding by source, by province and territory, 2010–2011	16

List of Tables

Table 1. FNFP allocated budget, 2009–2010.....	10
Table 2. FNFP contribution funds by province and territory, 2009–2010.....	11
Table 3. Participation by province and territory, 2009–2010.....	11
Table 4. Project funding by source of funds, 2009–2010.....	12
Table 5. FNFP allocated budget, 2010–2011.....	14
Table 6. FNFP contribution funds by province and territory, 2010–2011	15
Table 7. Participation by province and territory, 2010–2011.....	15
Table 8. Project funding by source of funds, 2010–2011.....	16
Table 9. Expenditures by partners, by province and territory, 2009–2010	20
Table 10. Expenditures by partners, by province and territory, 2010–2011	21
Table 11. FNFP regional- versus community-scale project summary, 2009–2010	22

Table 12. FNFP regional-scale projects and funding by province and territory, 2009–2010.....	22
Table 13. FNFP community-scale projects and funding by province and territory, 2009–2010	24
Table 14. FNFP regional- versus community-scale project summary, 2010–2011	30
Table 15. FNFP regional-scale projects and funding by province and territory, 2010–2011	31
Table 16. FNFP community-scale projects and funding by province and territory, 2010–2011	33





Introduction

The First Nations Forestry Program (FNFP) was the Government of Canada's principal capacity-building approach for First Nations forestry from 1996 to 2011. The program was jointly funded by Natural Resources Canada (NRCan) and Aboriginal Affairs and Northern Development Canada (AANDC). The FNFP supported research, outreach activities and capacity-building partnership projects to enhance the ability of First Nations to manage forest resources and participate in economic opportunities both on- and off-reserve.

FNFP business lines

The role of the FNFP was to help First Nations increase their participation in the forest sector by providing funding in four major interrelated business lines, which pertain to the activities shown in Figure 1.

Figure 1. FNFP business lines



Forest-based business development

Many First Nations are seeking greater participation in, and benefits from, the forest sector through forest-based business opportunities on- and off-reserve. The FNFP provided support for feasibility studies, market analyses and business planning. Business development projects included the North Shore Mi'kmaq District Council's investigation of wild blueberry farming (New Brunswick, 2010–2011) and the development of a demonstration forest that displays multiple purposes of the forest sector by Canoe Lake First Nation (Saskatchewan, 2009–2010).

Forest management activities

The majority of First Nations are viable candidates for forest management capacity building. The FNFP funded the development of tools and initiatives that increase forest management capacity: forest management plans, forest inventory assessments, traditional land-use studies, on-reserve forest management initiatives including silviculture, and forest stand improvement activities. Two FNFP-supported forest management activities are the creation of a tenure management system for Canim Lake





Band (British Columbia, 2009–2010) and the study that allowed Gwichya Gwich'in Renewable Resource Council to examine the effects of fire on northern ecosystems (Northwest Territories, 2010–2011).


Training and capacity building

A significant gap still exists between First Nations and other Canadians in terms of employment and income. Forestry and logging remain an important source of employment and income for First Nations, relative to the overall Canadian labour force. To enhance First Nations employment in the forest sector, many First Nations require skills training in stand tending, harvesting, forest mapping, forest inventory and sawmill operations. The FNNP partially funded skills training projects, including sawmill operation instruction for Woolastook Forest Products staff (New Brunswick, 2010–2011) and a certification program for Magnetawan First Nation members to become chainsaw and skidder operators (Ontario, 2009–2010).

Access to forest resources

The FNNP helped First Nations increase their access to forest resources by funding activities such as background research for provincial forest licence applications and forest tenure mapping. The FNNP assisted Wabigoon Lake Ojibway Nation in negotiations to become an equity shareholder of the Dryden Forest (Ontario, 2009–2010) and supported the Neskonlith Indian Band's negotiation and application for two First Nations Woodlands Licence (FNWL) tenures for Neskonlith and Skeetchestn Indian Bands (British Columbia, 2010–2011).





Report highlights

2011 marked 15 years of results for the First Nations Forestry Program. This report highlights the achievements of the program as a whole and the achievements of the 2009–2010 and 2010–2011 fiscal years.


- Over the 15 years of the program (1996–2011), the FNFP funded more than 2400 projects with more than 680 First Nations communities, Tribal Councils, businesses and organizations across Canada.
- Through FNFP projects and partnerships, 12 000 First Nations and non-First Nations people gained workforce experience on projects that improved their skills and capacity related to sustainable forest management as well as their ability to participate in Canada’s forest sector.
- A growing number of First Nations communities, including Eel Ground First Nation in New Brunswick, achieved forest certification with the support of the FNFP.
- The FNFP supported more than 140 forest management plans, 230 business plans, 160 feasibility studies and 700 training opportunities that all contributed to the creation of economic development opportunities for First Nations in forestry.





Fifteen-year program overview

From its inception in 1996, the First Nations Forestry Program funded more than 2400 projects with a combined project value of \$200 million. More than 680 First Nations communities, Tribal Councils, businesses and organizations across Canada were supported by the FNFP. During this period, the FNFP contributed \$58 million, which is 29 percent of the overall project costs.

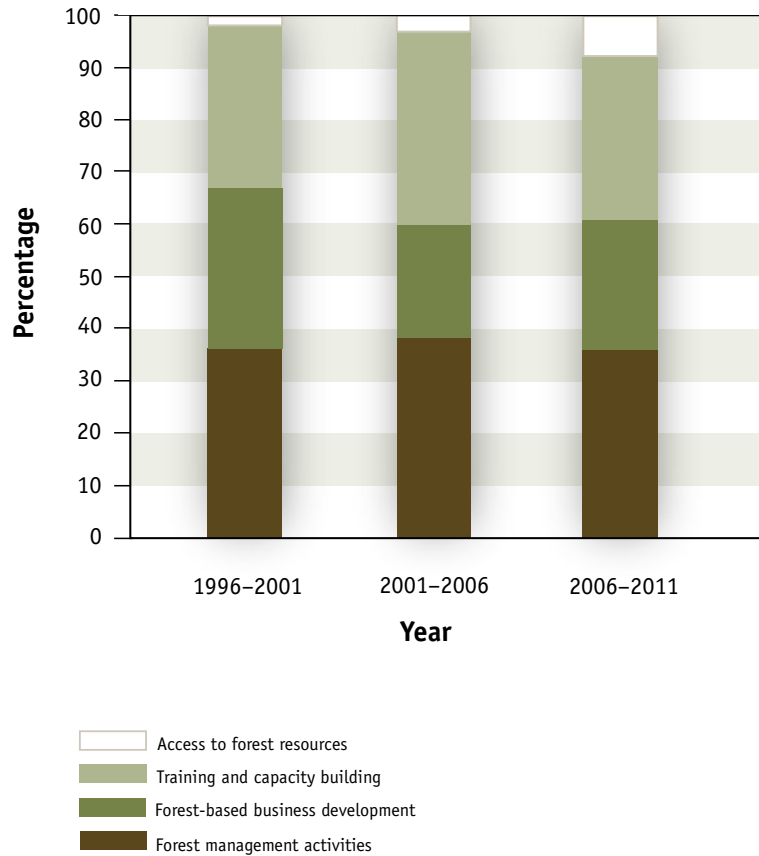


For every dollar that the FNFP provided, \$2.40 was contributed by proponents and their partners. The Government of Canada, in partnership with First Nations, provincial and territorial governments and the forest industry, provided opportunities for 12 000 First Nations and non-First Nations workers, including skills training, business development opportunities and access to forest resources. First Nations workers gained project experience and improved their capacity for sustainable forest management, thereby increasing their ability to participate in Canada's forest sector.

The first five years

In the first five years of the FNFP (1996–2001), two thirds of funding was allocated to business development and forest management activities (Figure 2). These activities enhanced the capacity of First Nations to operate and participate in forest-based businesses and increased the number of long-term jobs for First Nations workers. The projects included various capacity-building on-reserve forestry activities, such as preparing and updating forest management plans.

Figure 2. FNFP project funding by business line, 1996–2011



The second five years

During the program’s second phase (2001–2006), more emphasis was placed on sustainable forestry practices by funding initiatives such as technical skill training, firefighting and silviculture knowledge and practice. Such initiatives were also achieved through the Mountain Pine Beetle Initiative – First Nations Element. Through this \$7.5-million, five-year initiative, First Nations worked to control and minimize the impact of the mountain pine beetle epidemic on reserve lands in British Columbia.

As crown land has become increasingly accessible to First Nations, funding for access to forest resources has increased in certain regions, including British Columbia. Between 2001 and 2006, 9 percent of FNFP funding in British Columbia was allocated for access to forest resources. This funding included \$75,000 to the Lower Similkameen Indian Band in 2006–2007 to establish a partnership among Lower Similkameen Valley First Nations communities to acquire a community forest licence.

The final five years

In the program’s third and final phase (2006–2011), funding for projects related to the access to forest resources increased as more land came under First Nations control and stewardship. Self-government agreements and treaty settlements have transferred almost 1.8 million hectares of land throughout Canada to First Nations ownership and management. Much of this land is forested, which presents forest-based economic opportunities for community members.

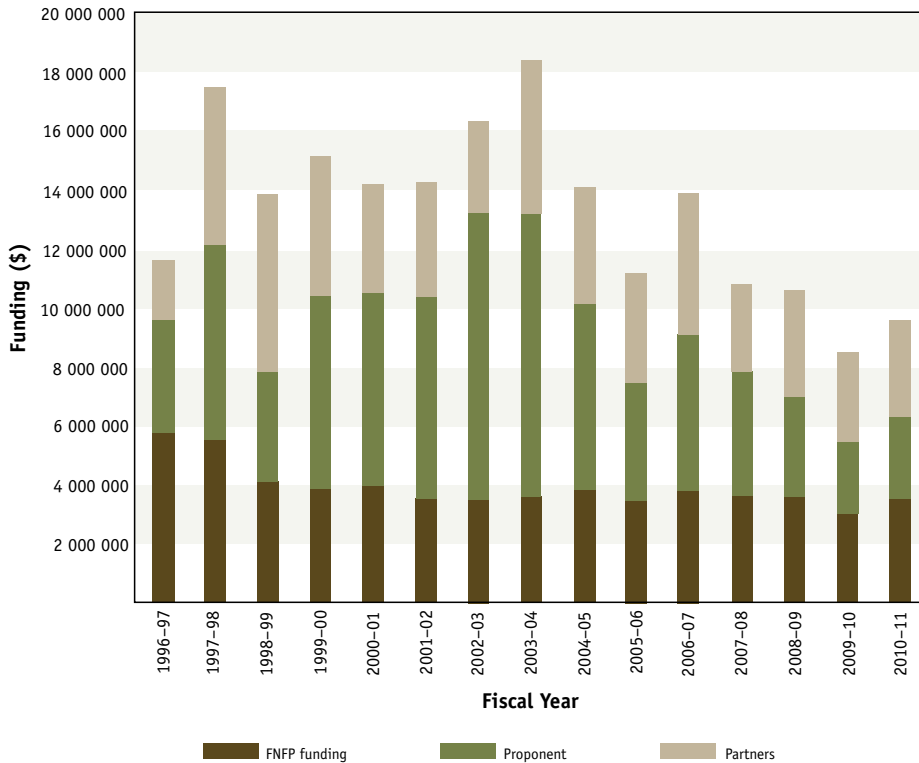
Since the FNFP’s inception in 1996, many First Nations have benefited directly from increased participation in forestry by acquiring skills to sustainably manage forests and launch forestry businesses. The forest industry is forming an increasing number of partnerships and joint working arrangements with First Nations. Self-governance agreements and treaty land entitlements also help to enhance First Nations land management. As a result of this changing environment, the FNFP explored opportunities across Canada and put more emphasis on regional initiatives that have sustainable socio-economic benefits.



Project funding


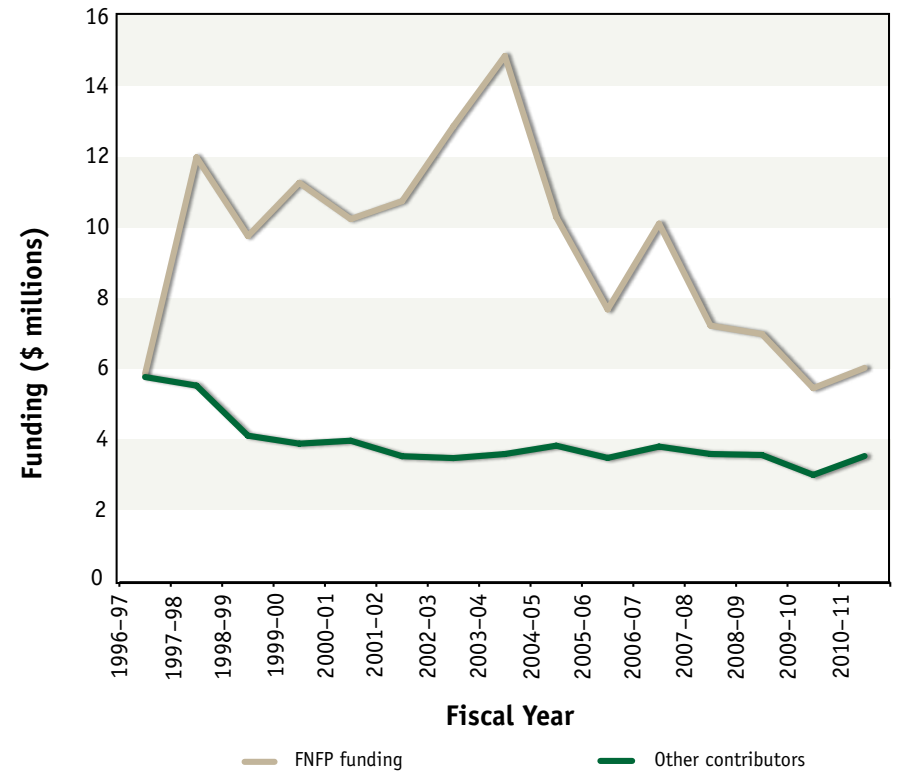
Over the 15 years of the program, the FNFP provided \$200 million to support more than 2400 projects. Community-level projects that received FNFP funding had Chief and Council approval as well as funding from the communities. Many projects also received funding from such sources as other federal departments, provincial and territorial governments and the forest industry (see Figure 3).

Figure 3. Sources of project funding, 1996–2011



In most cases, FNFP funding was exceeded by cash and in-kind support from First Nations proponents and their partners (see Figure 4).

Figure 4. FNFP contributions versus other funding sources, 1996–2011



FNFP within the forest sector

For the 15 years of the program, the FNFP served as the Canadian Forest Service's (CFS's) primary platform for First Nations activities in the forest sector. The FNFP helped build First Nations capacity in forest management and access to forest-based economic development opportunities on- and off-reserve.

The resulting increase in capacity is evidenced by First Nations that received sustainable forest management certification for forests under their control, by First Nations that received provincial forest management licences for large provincial forest tenures and by First Nations businesses and workers that contributed to Canada's forest sector.



During the economic downturn in the late 2000s, the Canadian forest industry strategically focused on overseas markets, most notably China. Several First Nations have formed partnerships within Chinese markets. The FNFP helped First Nations with such capacity-building goals by supporting activities related to forest-based business development.

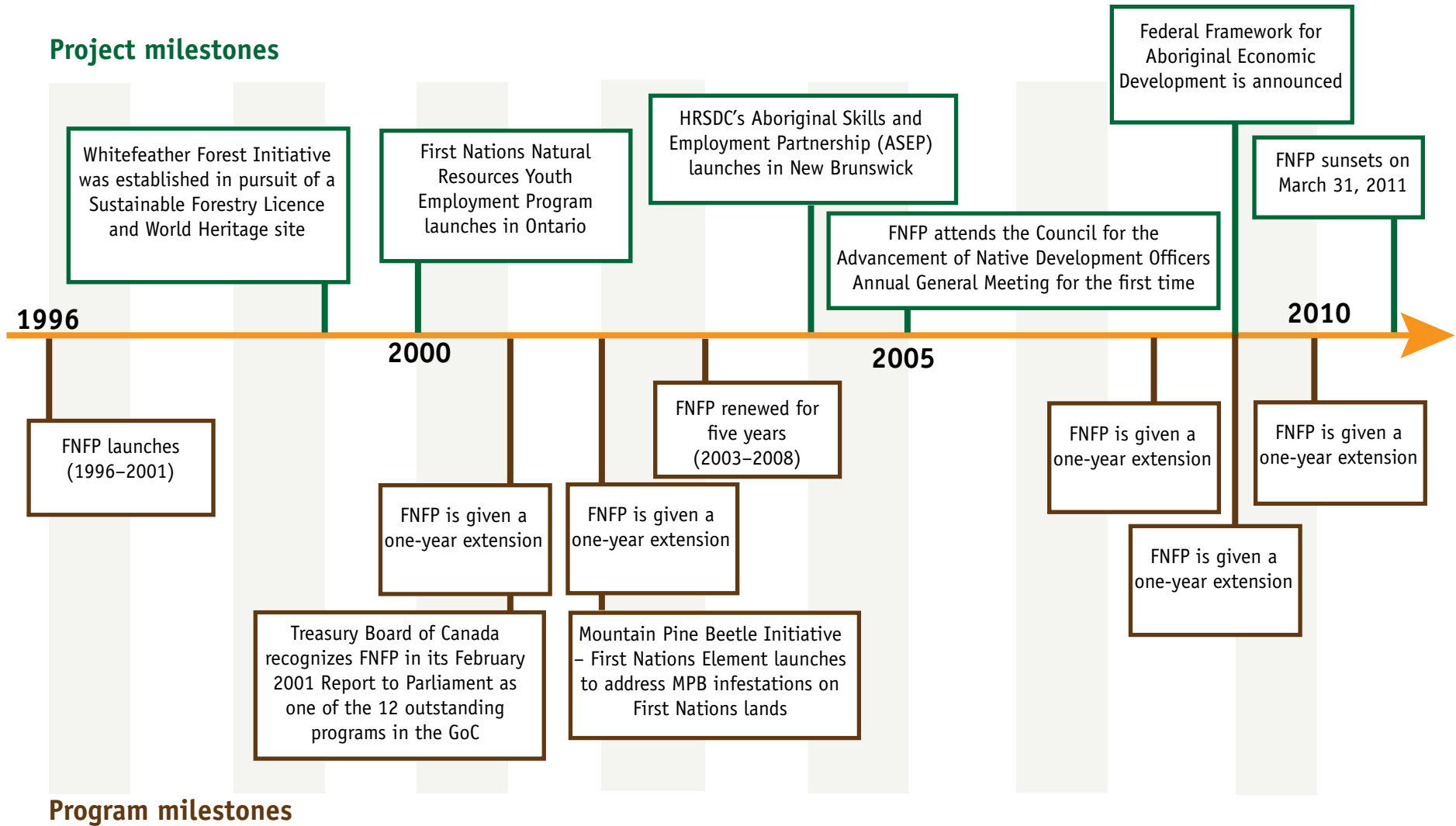
A recent trend in government and the forest industry is to help First Nations acquire and manage economic infrastructure. Examples include Alberta's five-year, \$3.2-million, First Nations Economic Partnership Initiative that focused on economic capacity building and the Northern Ontario Heritage Fund Corporation's Infrastructure and Community Development Program. In the last five years of the program, the FNFP significantly increased its access to forest resource activities to respond to the changes occurring in the forest sector.

From the beginning of the 2008–2009 fiscal year until program close, the FNFP increased its focus on regional initiatives that had measurable economic outcomes, multiple community participation and partnerships among government and industry. These last three years of the program saw an increase in regional initiatives as well as greater visibility of project investments. Two regional-scale initiatives funded by the FNFP were the New Brunswick Aboriginal Forestry Initiative, a five-year partnership that provided Aboriginal forestry training and job placements; and the Whitefeather Forest Initiative, a land-use development opportunity that involved a \$5.5-million training project.


Over the course of the FNFP, the forest sector changed rapidly as new possibilities for managing Canada's forests were discovered. Forest sector transformation continues to evolve at a competitive pace, demanding new skills and specialities. The CFS will continue to respond to these changes by adapting its programs and initiatives, as well as directing support to key areas of the forest sector.



Figure 5. First Nations Forestry Program milestones, 1996–2011



Note: HRSDC = Human Resources and Skills Development Canada; FNFP = First Nations Forestry Program; GoC = Government of Canada



Looking ahead

Forestry has long been a central part of Canada's economic and environmental well-being. To continue adapting to changes in the forest sector, the CFS now administers the Aboriginal Forestry Initiative (AFI) as its primary means for advancing Aboriginal forestry-related economic development. The new initiative supports forestry projects that have regional-scale economic impact, with a focus on capacity building in specific subsectors. This includes the key areas of bioenergy and value-added wood products and the provision of forestry services to government and businesses.




As economies become increasingly interconnected, enhanced partnerships among all natural resource sectors are creating significant opportunities in forestry. The AFI is a signatory to the Strategic Partnerships Initiative (SPI), which was created as a response to the Federal Framework for Aboriginal Economic Development. The SPI allows the AFI to work with other federal departments to support Aboriginal development in the natural resource sectors. This approach enables the Government of Canada to support complex, competitive projects in the resource sectors.

Aboriginal forestry has the potential to become a major component of Canada's natural resource economy. Emerging technologies, systems and uses of forest products, ranging from the production of clean energy to eco-friendly housing, make forestry a promising natural resource for communities that manage forested land. Increasingly, forestry is seen as an environmentally sustainable sector as viable renewable resources, such as biomass, gain momentum.

As the largest exporter of forest products in the world, Canada has a key role within the global market. An increasing number of forest tenure awards and land stewardship agreements position Aboriginal communities to benefit from a range of forestry activities, including bioenergy and silviculture. Increasing demand in Europe and China, along with a retiring generation of forestry workers, affirm the forest sector's widening labour gap. The Forest Products Sector Council of Canada estimates that the forest industry will need between 40 000 and 120 000 new workers during the next 10 years. This could create significant economic development opportunities if Aboriginal groups are able to act on new opportunities.



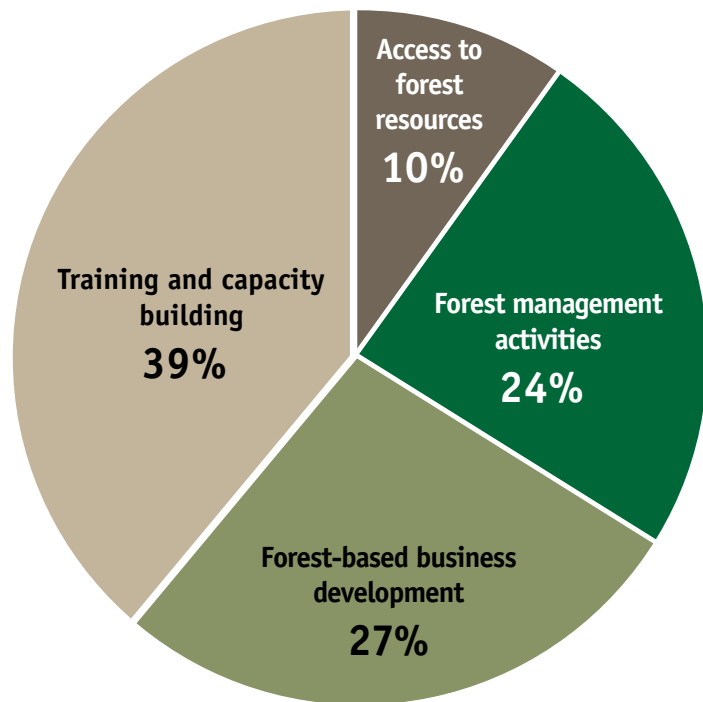


2009–2010 in review

FNFP project funding

In 2009–2010, 219 submissions were received for FNFP funding. Of the 182 projects eligible for funding, 121 (66 percent) were approved. Funding by business line is shown in Figure 6.

Figure 6. FNFP project funding by business line, 2009–2010



2009–2010 program budget

FNFP funds were allocated primarily to First Nations forestry-related projects at the community level, but some funding supported First Nations participation in regional- and national-scale projects. See Table 11 for a summary of the 2009–2010 community- and regional-scale projects.

Operating funds partly supported First Nations participation in program management, advocacy and education in First Nations forestry, including the program’s comprehensive bilingual outreach and communications initiatives.

The budget for 2009–2010 was \$4.6 million (see Table 1).

Table 1. FNFP allocated budget, 2009–2010

FNFP budget	NRCan	AANDC	Total
(\$ millions)			
Contributions	1.000	2.875	3.875
Operating expenses	0.448	0.227	0.675
Total	1.448	3.102	4.550



The regional allocation of contribution funds for 2009–2010 is shown in Table 2. To see how the funds were spent, by project partners by region, see Table 9.

Table 2. FNFP contribution funds by province and territory, 2009–2010

Province/territory*	Contributions (\$)
British Columbia	690 503
Alberta	324 174
Saskatchewan	313 984
Manitoba	239 777
Ontario	578 148
Quebec	463 268
New Brunswick	173 758
Newfoundland and Labrador	35 100
Nova Scotia	133 519
Prince Edward Island	8 971
Northwest Territories	79 084
Yukon	85 529
National	249 184
Total	3 375 000

* The program did not operate in Nunavut.

Community participation


The FNFP funded 121 projects and worked with 108 First Nations communities, organizations and businesses in 2009–2010. Of these, 11 received FNFP support for the first time.

Table 3 lists the level of participation by First Nations proponents, by province and territory, for 2009–2010.

Table 3. Participation by province and territory, 2009–2010

Province/territory	Communities, Tribal Councils, organizations and businesses	
	Total	New*
British Columbia	23	2
Alberta	9	1
Saskatchewan	16	1
Manitoba	11	1
Ontario	20	2
Quebec	14	3
New Brunswick	4	1
Nova Scotia	2	0
Prince Edward Island	1	0
Newfoundland and Labrador	1	0
Northwest Territories	3	0
Yukon	1	0
National	3	0
Total	108	11

* New communities, Tribal Councils, organizations and businesses that had not received FNFP project funding until the 2009–2010 fiscal year.



Funding from First Nations and their partners

FNFP contribution expenditures for projects in 2009–2010 totalled \$3.02 million. Projects receiving FNFP funding had additional financial support from participating First Nations. Many projects also received funding from other sources, such as the forest industry, provincial and territorial governments, and other federal agencies. The majority of FNFP funding was exceeded by cash and in-kind support from First Nations proponents and partners. In 2009–2010, the total value of projects was \$8.48 million. Table 4 lists funding sources for FNFP projects in 2009–2010.

The level of funding contributed by First Nations and their partners varied across regions. In New Brunswick and Ontario, funding from partners was an established component of FNFP projects. In British Columbia, Yukon, and Newfoundland and Labrador, project funding was sourced mainly from the FNFP and from the First Nations themselves. Proponents in the Northwest Territories and Nova Scotia had not yet developed significant partnership funding. Figure 7 shows the breakdown of funding sources by province and territory.

For more detail, see Table 9 about the number and value of projects by region for 2009–2010.

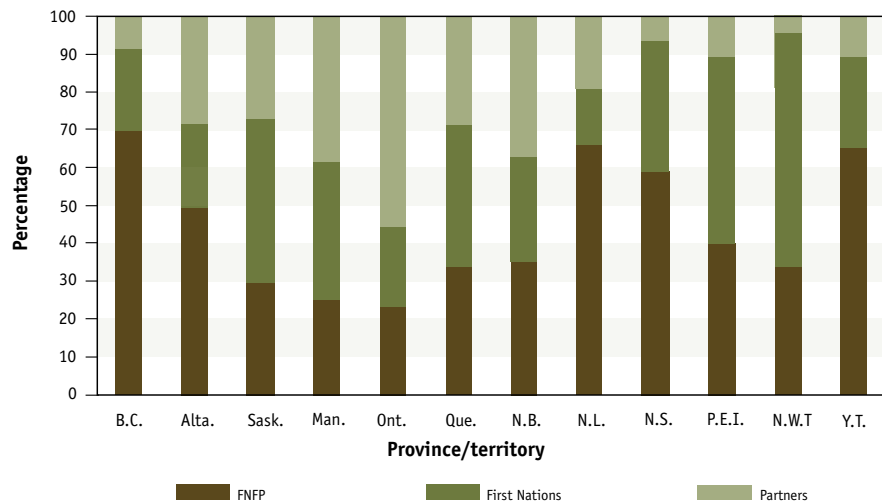


Table 4. Project funding by source of funds, 2009–2010

FNFP (\$)		First Nations (\$)			Partners* (\$)			Total project value (\$)
		Cash	In-kind	Total	Cash	In-kind	Total	
All projects	3 020 055	1 727 249	720 556	2 447 805	2 617 166	397 434	3 014 600	8 482 460
Total	36%			29%			36%	100%



Figure 7. Project funding by source, by province and territory, 2009–2010




Project audits

To ensure that FNFP expenditures complied with the objectives and terms and conditions of the program, a risk assessment was conducted annually to identify four high-risk project recipients that had been funded in the previous year. The recipients identified for the 2009–2010 year were the Inuvik Native Band (Northwest Territories), Kamloops Indian Band (British Columbia), Société de Développement Économique Innu (Quebec) and the Confederacy of the Mainland Mi'kmaq (Nova Scotia).

The Kamloops Indian Band, Société de Développement Économique Innu and the Confederacy of the Mainland Mi'kmaq were audited by independent auditors. The audit revealed general compliance with the terms of the contribution agreement, and some minor improvements were recommended. In respect to value-for-dollar considerations, the Inuvik Native Band received a review engagement by the same auditing agency, which examined the amounts reported against their contribution agreement.



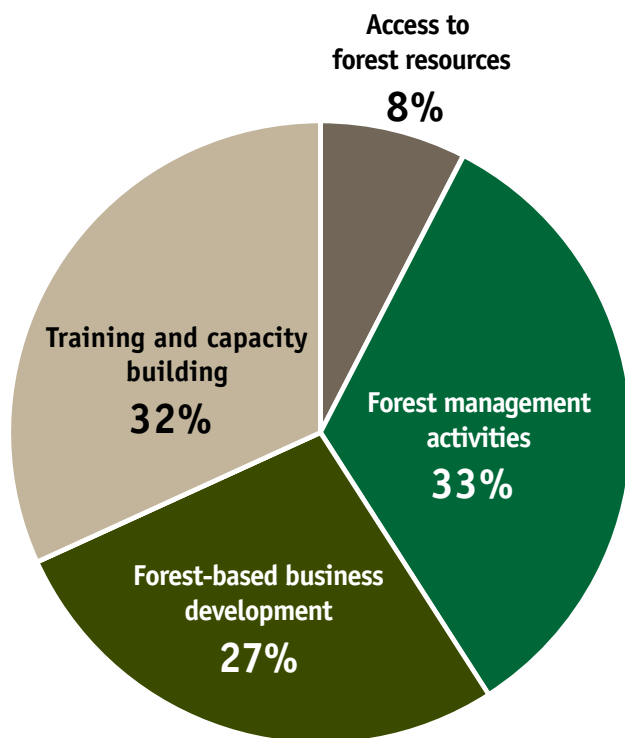


2010–2011 in review

FNFP project funding

In 2010–2011, 246 submissions were received for FNFP funding. Only 132 of the 203 eligible projects were approved. Funding by business line is shown in Figure 8.

Figure 8. FNFP project funding by business line, 2010–2011



2010–2011 program budget

FNFP contribution funds were allocated primarily to First Nations forestry-related projects at the community level, but some funding supported First Nations participation in regional- and national-scale projects. See Table 14 for a summary of 2010–2011 regional- and community-scale projects. See Tables 15 and 16 for a project list and valuation of regional- and community-scale projects by province and territory.

Operating funds partly supported First Nations participation in program management and advocacy and education in First Nations forestry. This funding included the program's comprehensive bilingual outreach and communications initiatives.

In 2010–2011, the allocated budget was \$4.47 million. See Table 5 for details.

Table 5. FNFP allocated budget, 2010–2011

FNFP budget	NRCan	AANDC	Total
	(\$ millions)		
Contributions	1.000	2.875	3.875
Operating expenses	0.448	0.150	0.598
Total	1.448	3.025	4.473



The regional allocation for 2010–2011 contribution funds is shown in Table 6. To see how the funds were spent, see the expenditures of the project partners, by region, for 2010–2011 in Table 10.

Table 6. FNFP contribution funds by province and territory, 2010–2011

Province/territory *	Contributions (\$)
British Columbia	792 800
Alberta	372 200
Saskatchewan	360 500
Manitoba	275 300
Ontario	663 800
Quebec	531 900
New Brunswick	199 500
Newfoundland and Labrador	40 300
Nova Scotia	153 300
Prince Edward Island	10 300
Northwest Territories	90 800
Yukon	98 200
National	286 100
Total	3 875 000

* The program does not operate in Nunavut.

Community participation

In 2010–2011, the FNFP funded 132 projects and worked with 117 First Nations communities, organizations or businesses, 17 of which received FNFP support for the first time.

Table 7 displays the level of participation by First Nations proponents, by province and territory, for 2010–2011.

Table 7. Participation by province and territory, 2010–2011

Province/territory *	Communities, Tribal Councils, organizations and businesses	
	Total	New*
British Columbia	26	3
Alberta	11	0
Saskatchewan	17	1
Manitoba	9	2
Ontario	19	5
Quebec	16	1
New Brunswick	7	3
Newfoundland and Labrador	2	0
Nova Scotia	1	0
Prince Edward Island	1	0
Northwest Territories	4	1
Yukon	1	0
National	3	1
Total	117	17

*New communities, Tribal Councils, organizations and businesses that had not received FNFP project funding until the 2009–2010 fiscal year.

Funding from First Nations and their partners

FNFP contribution expenditures for projects in 2010–2011 totalled \$3.56 million. Projects that received FNFP funding had additional financial support from participating First Nations. Many projects also received funding from other sources, such as the forest industry, provincial and territorial governments and other federal agencies. The majority of FNFP funding was exceeded by cash and in-kind support from First Nations proponents and partners. In 2010–2011, the total projects' value was \$9.58 million. Table 8 shows funding sources for 2010–2011 FNFP projects.



Table 8. Project funding by source of funds, 2010–2011


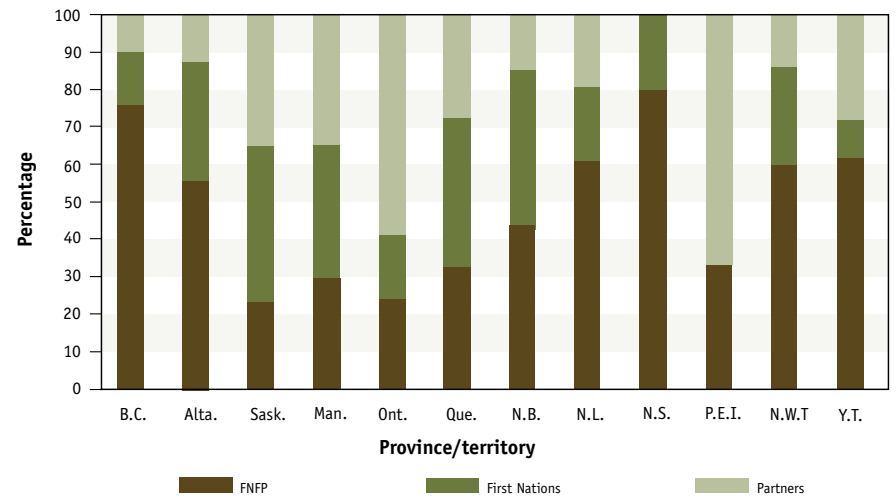
FNFP (\$)		First Nations (\$)			Partners*			Total project value (\$)
		Cash	In-kind	Total	(\$)	In-kind	Total	
All projects	3 551 195	1 713 173	1 074 633	2 787 806	1 702 792	1 541 956	3 244 748	9 583 750
Total	37%			29%			34%	100%

*Private sector and federal, provincial and territorial governments

The level of funding contributed by First Nations and their partners varied across regions. In Ontario and Saskatchewan, FNFP funding was not a major source of support. Proponents in Yukon and Northwest Territories were able to increase partnership funding compared with funding the previous year. FNFP funding played a larger role in New Brunswick and Manitoba projects compared with funding the 2009–2010 fiscal year. Projects in Nova Scotia lacked partner funding, and there was no First Nations funding for PEI projects this year. Figure 9 shows funding sources by province and territory.

For more detail, see Table 10, which displays the expenditures of all project partners by region for 2010–2011.

Figure 9. Project funding by source, by province and territory, 2010–2011



Project audits

To ensure that FNFP expenditures complied with the objectives and terms and conditions of the program, a risk assessment was conducted annually to identify four high-risk project recipients that had been funded in the previous year. The recipients that were identified for the 2010–2011 year were the Southern First Nations Secretariat (Ontario), T'it'q'et Administration (British Columbia), Seine River First Nation (Ontario) and Naicatchewenin First Nation (Ontario).

In respect to value-for-dollar considerations, the projects identified for further review were investigated internally. The projects were determined to be generally compliant, with some minor issues identified. A recommendation report was followed by the implementation of guidelines for future operations.



First Nations Forestry Program publications, 2009–2011

Reports

First Nations Forestry Program. *First Nations Forestry Program Annual Report, 2006–2007*. 2009. Natural Resources Canada, Canadian Forest Service, Headquarters, Science and Programs Branch, Ottawa. 37 pp.

First Nations Forestry Program. *First Nations Forestry Program Annual Report, 2007–2008*. 2010. Natural Resources Canada, Canadian Forest Service, Headquarters, Science and Programs Branch, Ottawa. 34 pp.

Aboriginal Communities and Forestry. 2010. Natural Resources Canada, Canadian Forest Service, Headquarters, Ottawa. 3 pp.

First Nations Forestry Program. *A Vision for First Nations Forestry in 2020*. 2011. Natural Resources Canada, Canadian Forest Service, Headquarters, Science and Programs Branch, Ottawa. 36 pp.

Canadian Forest Service Highlights. *How can we help preserve and learn from Aboriginal forestry knowledge?* 2011. Natural Resources Canada, Canadian Forest Service, Headquarters, Ottawa, 2 pp.

External reports funded by the FNFP

Parungao, Robert. *Benchmarking Trends in Aboriginal Forestry*. 2011. University of Victoria, Faculty of Human and Social Development, School of Public Administration, Victoria. 48 pp.

National Aboriginal Forestry Association. *National Aboriginal Forest Sector Directory 2011*. Ottawa: 2011. 89 pp.

National Aboriginal Forestry Association. *Innovative Aboriginal Tenures: Non-Timber Forest Products, Forest Activities as a Result of Political Process, and Conservation Initiatives*. Ottawa: 2011. 32 pp.

FNFP participation at conferences, workshops, and events

CANDO's 16th Annual National Conference and Annual General Meeting. Council for Advancement of Native Development Officers (CANDO), Enoch, Alberta, October 5 to 8, 2009.

CANDO's 17th Annual National Conference and Annual General Meeting. Council for Advancement of Native Development Officers (CANDO), Niagara Falls, Ontario, September 27 to 30, 2010.

Our Forests, Our Future: Advancing Our Stewardship Role. A National Forum on First Nations Forest Land Stewardship. Assembly of First Nations (AFN), Ottawa, Ontario, March 29 to 30, 2011.

Newsletters


FNFP e-news (formerly FNFP e-Bulletin).

Note: You can view the e-news on the CFS Publications Web site at cfs.nrcan.gc.ca/publications.


The Bridge: Newsletter from the Canadian Forest Service, Pacific Forestry Centre. September 2010. Natural Resources Canada, Canadian Forest Service, Pacific Forestry Centre, Victoria, British Columbia. 12 pp.

External publications

"Skills Training Empowers Forestry Workers to Start Their Own Company." *SAY Magazine*. Fall 2009.



First Nations Forestry Program contacts



National

Natural Resources Canada
Canadian Forest Service
580 Booth Street, 8th Floor
Ottawa ON K1A 0E4
Tel.: 613-947-7377
Fax: 613-992-5390

Aboriginal Affairs and Northern
Development Canada
10 Wellington Street, 17th Floor
Gatineau QC K1A 0H4
Tel.: 819-997-8746
Fax: 819-956-9837

Natural Resources Canada regional offices

British Columbia and Yukon

Pacific Forestry Centre
506 West Burnside Road
Victoria BC V8Z 1M5
Tel.: 250-298-2340
E-mail: [Nello.Cataldo@NRCan-
RNCan.gc.ca](mailto:Nello.Cataldo@NRCan-RNCan.gc.ca)

Alberta and Northwest Territories

Forestry Centre
5320 122nd Street
Edmonton AB T6H 3S5
Tel.: 780-435-7279
Fax: 780-435-7359
E-mail: [Michael.Newman@NRCan-
RNCan.gc.ca](mailto:Michael.Newman@NRCan-RNCan.gc.ca)

Saskatchewan and Manitoba

Northern Forestry Centre
5320 122nd Street
Edmonton AB T6H 3S5
Tel.: 780-435-7259
Fax: 780-435-7359
E-mail: [Michael.Newman@NRCan-
RNCan.gc.ca](mailto:Michael.Newman@NRCan-RNCan.gc.ca)

Ontario

Great Lakes Forestry Centre
1219 Queen Street East, 2nd Floor
Sault Ste. Marie ON P6A 2E5
Tel.: 705-541-5593
Fax: 705-541-5700
E-mail: [Maureen.McIlwrick@
NRCan-RNCan.gc.ca](mailto:Maureen.McIlwrick@NRCan-RNCan.gc.ca)

Quebec

Laurentian Forestry Centre
1055 du P.E.P.S.
PO Box 10380 STN Sainte-Foy
Québec QC G1V 4C7
Tel.: 418-648-7133
Fax: 418-648-2529
E-mail: [Gaston.Joncas@NRCan-
RNCan.gc.ca](mailto:Gaston.Joncas@NRCan-RNCan.gc.ca)

Atlantic Canada

Atlantic Forestry Centre
PO Box 4000
Fredericton NB E3B 5P7
Tel.: 506-452-3006
Fax: 506-452-3525
E-mail: [John.Henderson@NRCan-
RNCan.gc.ca](mailto:John.Henderson@NRCan-RNCan.gc.ca)

Aboriginal Affairs and Northern Development Canada regional offices

British Columbia

Lands and Economic Development
600 – 1138 Melville Street
Vancouver BC V6E 4S3
Tel.: 604-666-5123
Fax: 604-666-2670

Alberta

630 Canada Place
9700 Jasper Avenue
Edmonton AB T5J 4G2
Tel.: 780-495-2873
Fax: 780-495-2201

Saskatchewan

1 First Nations Way, Room 200
Regina SK S4S 7K5
Tel.: 306-780-6003
Fax: 306-780-6128

Manitoba

365 Hargrave Street, Room 200
Winnipeg MB R3B 3A3
Tel.: 204-983-1221
Fax: 204-983-4107

Ontario

25 St-Clair Avenue E, 8th Floor
Toronto ON M4T 1M2
Tel.: 416-973-6214
Fax: 416-954-4328

Quebec

Jacques-Cartier Complex
320 St-Joseph Street East, Suite 400
Québec QC G1K 9J2
Tel.: 418-640-2821
Fax: 418-648-3930

Atlantic Canada


40 Havelock Street
PO Box 160
Amherst NS B4H 3Z3
Tel.: 902-661-6325
Fax: 902-661-6237

Yukon

300 Main Street, Room 415C
Whitehorse YT Y1A 2B5
Tel.: 867-667-3253
Fax: 867-667-3801

Northwest Territories

Precambrian Building
4920 50th Street
PO Box 1500
Yellowknife NT X1A 2R1
Tel.: 867-669-2611
Fax: 867-669-2711



Annex A – Number and value of projects by region



In 2009–2010, 121 (66 percent) of the 182 eligible submissions received by the FNFP were approved for funding. The total value of the projects was \$8.48 million.

Table 9. Expenditures by partners, by province and territory, 2009–2010

Province/ territory	FNFP (\$)	First Nations (\$)			Partners (\$)			Total project value
	Cash	Cash	In-kind	Total	Cash	In-kind	Total	
B.C.	670 284	86 901	112 402	199 303	0	76 418	76 418	946 005
Alta.	229 174	80 579	23 491	104 070	124 056	5 550	129 606	462 850
Sask.	327 985	449 852	30 443	480 296	284 778	10 987	295 764	1 104 045
Man.	239 777	343 758	5 206	348 964	334 465	30 000	364 465	953 206
Ont.	568 302	252 052	254 188	506 240	1 133 456	198 479	1 331 935	2 406 478
Que.	408 393	393 772	60 426	454 198	340 529	0	340 529	1 203 120
N.B.	91 068	15 875	56 530	72 405	35 450	60 000	95 450	258 923
N.L.	48 900	0	13 000	13 000	3 000	8 500	11 500	73 400
N.S.	176 779	0	101 984	101 984	19 214	0	19 214	297 977
P.E.I.	17 800	0	21 485	21 485	0	4 500	4 500	43 785
N.W.T.	55 064	98 460	0	98 460	6 720	0	6 720	160 244
Y.T.	85 529	0	29 900	29 900	12 498	1 000	13 498	128 927
National	101 000	6 000	11 500	17 500	323 000	2 000	325 000	443 500
Total	3 020 055	1 727 249	720 556	2 447 805	2 617 166	397 434	3 014 600	8 482 460
Percentage	36%	20%	8%	29%	31%	5%	36%	100%



Table 10. Expenditures by partners, by province and territory, 2010–2011

Province/ territory	FNFP (\$)	First Nations (\$)			Partners (\$)			Total project value
	Cash	Cash	In-kind	Total	Cash	In-kind	Total	
B.C.	779 376	33 022	112 783	145 805	15 359	80 698	96 057	1 021 238
Alta.	350 325	91 174	106 135	197 309	0	80 978	80 978	628 613
Sask.	382 454	360 669	320 704	681 373	89 850	474 199	564 049	1 627 876
Man.	301 600	352 123	18 250	370 372	16 255	332 580	348 835	1 020 808
Ont.	546 934	299 929	93 364	393 293	831 724	489 222	1 320 946	2 261 173
Que.	509 783	534 638	74 956	609 594	427 813	0	427 813	1 547 190
N.B.	158 400	39 856	108 600	148 456	28 575	23 250	51 825	358 681
N.L.	46 878	0	15 000	15 000	8 500	6 200	14 700	76 578
N.S.	188 077	0	46 475	46 475	0	0	0	234 552
P.E.I.	9 038	0	0	0	0	18 075	18 075	27 113
N.W.T.	75 880	0	33 466	33 466	0	17 254	17 254	126 600
Y.T.	98 200	1 763	14 900	16 663	24 716	19 500	44 216	159 079
National	104 250	0	130 000	130 000	260 000	0	260 000	494 250
Total	3 551 195	1 713 173	1 074 633	2 787 806	1 702 792	1 541 956	3 244 749	9 583 750
Percentage	37%	18%	11%	29%	18%	16%	34%	100%

In 2010–2011, 132 (54 percent) of the 203 eligible submissions received by the FNFP were approved for funding. The total value of the projects was \$9.58 million.



Annex B – First Nations Forestry Program projects by scale and region



The majority of projects funded by the FNFP were at the community level, but some funds were allocated to support First Nations projects on a regional-scale that benefited multiple First Nations communities.

Table 11. FNFP regional- versus community-scale project summary, 2009–2010

	Projects	First Nations (\$)	FNFP (\$)	Partners (\$)	Total project value (\$)
Regional-scale projects	32	558 225	1 124 049	1 681 766	3 364 040
Community-scale projects	89	1 889 580	1 896 006	1 332 833	5 118 420
Total	121	2 447 805	3 020 055	3 014 600	8 482 460

Table 12. FNFP regional-scale projects and funding by province and territory, 2009–2010

Proponent	Project title	FNFP (\$)	First Nations (\$)	Partners (\$)	Total project value (\$ cash and in-kind)
Alberta					
Tribal Chiefs Ventures Inc.	Presentation Development: First Nations Summary (Alberta)	8 865	2 300	0	11 165
Tribal Chiefs Ventures Inc.	Environmental Monitor Training	40 000	10 000	75 000	125 000
British Columbia					
Aboriginal Forest Industries Council	Aboriginal Forestry Management Institute	80 346	7 144	13 000	100 490
Kamloops Indian Band	Developing Sustainable Forest Management Capacity for First Nations Through Certification	75 000	19 528	13 172	107 700
Skatin Nation	In-SHUCK-ch Community Forest Application	61 340	18 080	4 960	84 380
National initiatives					
Council for the Advancement of Native Development Officers	CANDO 16th National Conference & AGM	10 000	0	323 000	333 000
Mathias Colomb Cree Nation	Forest Inventory Imagery of Mathias Colomb Cree Nation Reserve and Treaty Land Entitlement Lands	30 000	7 500	2 000	39 500
National Aboriginal Forestry Association	Canadian Aboriginal Forestry Business Directory – Phase 2	61 000	10 000	0	71 000



Table 12. FNFP regional-scale projects and funding by province and territory, 2009–2010 (Cont'd)

Proponent	Project title	FNFP (\$)	First Nations (\$)	Partners (\$)	Total project value (\$ cash and in-kind)
Manitoba					
Assembly of Manitoba Chiefs Secretariat Inc.	Standing Tree to Standing Home	80 000	16 000	62 988	158 988
Opaskwayak Cree Nation	Forestry Management IV	15 000	6 138	0	21 138
New Brunswick					
Maliseet Nation Conservation Council	Training Workshop on Safe, Sustainable Collecting Practices for Selected NTFPs	14 625	4 400	5 000	24 025
Maliseet Nation Conservation Council	Forest Fire Fighting Training	18 943	24 000	20 000	62 943
Newfoundland and Labrador					
Miawpukek First Nation	Bridging Traditional Ecological Knowledge and Western Science: First Nations Natural Resources Camp	28 283	8 000	8 500	44 783
Nova Scotia					
Confederacy of Mainland Mi'kmaq	Debert Forestry Project	53 540	20 900	10 000	84 440
Unama'i Institute of Natural Resources	Unama'ki Hardwood Marketing Workshop / BMP Field Tour	8 760	7 784	9 214	25 758
Northwest Territories					
Inuvik Native Band	Basic Forest Management and Sawmilling – a regional 5-day workshop	40 000	13 955	6 720	60 675
Jean Marie River First Nation	Sawmill Site Improvement	5 664	5 552	0	11 216
Ontario					
Bingwi Neyaashi Anishinaabek	Establishing a Biofuel Economy – East Side Lake Nipigon First Nations	50 000	4 500	24 750	79 250
Fort William First Nation	First Nations Natural Resources Youth Employment Program	50 000	5 000	553 154	608 154
Matawa First Nations	Matawa First Nations' Forestry Capacity Building Project	50 000	72 224	154 635	276 859
Northeast Superior Regional Chiefs' Forum	Northeast Superior Regional First Nations Community Forest Initiative	50 000	18 471	122 550	191 020
Prince Edward Island					
Mi'kmaq Confederacy of Prince Edward Island	Black Ash Seed Production Area Project Phase III	17 800	21 485	4 500	43 785



Table 12. FNFP regional-scale projects and funding by province and territory, 2009–2010 (Cont'd)

Proponent	Project title	FNFP (\$)	First Nations (\$)	Partners (\$)	Total project value (\$ cash and in-kind)
Quebec					
Institut de développement durable des Premières Nations du Québec et du Labrador (IDD-PNQL)	Comité forestier provincial et colloque sur un nouveau régime forestier	44 298	13 539	71 200	129 037
Société de développement économique Innu	Implantation d'une filière forestière autochtone	64 600	19 202	0	83 802
Saskatchewan					
Federation of Saskatchewan Indian Nations	Environmental Youth Initiatives	14 984	8 000	10 000	32 984
First Nation Island Forest Management Inc.	Junior Forest Rangers Program	18 000	9 856	75 500	103 356
Lac La Ronge Indian Band	Lac La Ronge Indian Band Junior Forest Ranger Program	18 000	25 697	2 500	46 197
Meadow Lake Tribal Council	MLTC School To Work	20 000	0	28 462	48 462
Meadow Lake Tribal Council	Lands and Resource Department Support	36 001	10 395	0	46 396
Peter Ballantyne Cree Nation	Heritage Mapping Project and Capacity Building	15 000	25 889	5 987	46 875
Prince Albert Grand Council	Community Wildfire Protection Project	22 000	113 518	74 975	210 493
Prince Albert Grand Council	GIS & Environmental Resource Project	22 000	29 169	0	51 169
Total		1 124 049	558 225	1 681 766	3 364 040

Table 13. FNFP community-scale projects and funding by province and territory, 2009–2010

Proponent	Project title	FNFP (\$)	First Nations (\$)	Partners (\$)	Total project value (\$ cash and in-kind)
Alberta					
Alexander Forest Services	Mountain Pine Beetle (MPB) Project	19 734	1 517	550	21 801
Alexis Nakota Sioux Nation	FireSmart	25 000	6 600	0	31 600
Blood Tribe	Asserting Aboriginal and Treaty Rights Through Ethno-based Eco-Tourism	30 000	19 800	0	49 800
Dechen Corporation	Value Added Productions – Specialty Wood Products	20 040	17 157	15 000	52 197
Red Crow Community College	Training the Youth on the Blackfoot Cultural Forestry and Environment	15 535	11 069	39 056	65 660
Smith's Landing First Nation	FireSmart / Fire Abatement and Bushing–Fort Fitzgerald IR #196	30 000	9 783	0	39 783
Sucker Creek First Nation	FireSmart	15 000	4 645	0	19 645
Whitefish Lake Band Administration #128	Whitefish Lake Junior Forest Ranger Program	25 000	21 199	0	46 199



Table 13. FNFP community-scale projects and funding by province and territory, 2009–2010 (Cont'd)

Proponent	Project title	FNFP (\$)	First Nations (\$)	Partners (\$)	Total project value (\$ cash and in-kind)
British Columbia					
Ahousaht	Ahousaht Woodlot #0019	18 815	2 973	2 208	23 996
Alexis Creek Indian Band	Field Collection and Laboratory Analysis of Several Non-timber? Forest Botanicals from Alexis Creek Indian Band Lands	24 990	720	7 000	32 710
Beecher Bay First Nation	Forest Fuel Management Plan and Invasive Species Removal	24 000	12 380	600	36 980
Canim Lake Band	Creation of Tenure Management System	24 990	23 960	0	48 950
Chemainus First Nation	Chemainus Woodlot Development	24 520	7 844	3 525	35 889
First Nations Forestry Council	Inter-Council Workshop on Land-based Research for Forest Sector Development	17 775	10 048	4 650	32 473
Fort Nelson First Nation	Digital Data Acquisition for the Fort Nelson First Nation Reserve #2	24 800	6 220	110	31 130
Lower Kootenay Indian Band	Forest Licence Development and Operating Agreement Negotiations	23 526	5 193	7 500	36 219
Malahat First Nation	Five-Year Operational Plan / Fuel Management Plan / Bioenergy Study	22 675	6 545	600	29 820
Mowachaht/Muchalaht First Nations	Woodlot Management Planning	25 000	5 523	1 500	32 023
Nazko First Nation	Preliminary Community Forest Management Plan	10 642	0	5 013	15 655
Okanagan Indian Band	OKIB Territorial Stewardship Division: Business Plan, Marketing Strategy and Organizational Structure Project	25 000	8 000	0	33 000
Quatsino	Woodlot Licence Plans for Woodlot Licences W0072 and W2053	24 736	12 744	7 300	44 780
Simpcw First Nation	Community Forest Application Development	24 795	10 250	1 080	36 125
Snaw-Naw-AS First Nation	Operational Plan for Forest Licence and On-reserve Fuel Reduction	24 000	7 400	600	32 000
Spallumcheen Band	Splatsin Woodlot Licence Plan and Management Plan Development	20 818	10 005	0	30 823
Sumas First Nation	Woodlot Licence Management Plan and Cutting Permit	25 000	4 019	3 600	32 619



Table 13. FNFP community-scale projects and funding by province and territory, 2009–2010 (Cont'd)

Proponent	Project title	FNFP (\$)	First Nations (\$)	Partners (\$)	Total project value (\$ cash and in-kind)
British Columbia (Cont'd)					
Tobacco Plains Indian Band	Woodlot Top-Up / Community Forest Feasibility Study	20 000	5 500	0	25 500
Upper Nicola Band	Pellet Plant Business Plan	22 516	6 726	0	29 242
Whispering Pines/Clinton Indian Band	Wildland Protection Services Forestry Business Plan Implementation Project	25 000	8 501	0	33 501
Manitoba					
Black River First Nation	Life Skills Training Centre	7 000	1 945	0	8 945
Black River First Nation	Traditional Area Advisory Committee	9 000	4 500	30 180	43 680
Bloodvein First Nation	Sustaining Bloodvein First Nation Forest Lands	5 000	5 774	0	10 774
Hollow Water First Nation	Traditional Area Advisory Committee	9 000	4 500	30 180	43 680
Opaskwayak Cree Nation	Manitoba Ranger Program	40 777	4 000	122 947	167 724
Opaskwayak Cree Nation	Natural Resource Worker Program	10 000	10 000	118 170	138 170
Peguis Development Corporation	Peguis First Nation Arbor Proposal	13 000	36 773	0	49 773
Rolling River First Nation	Community Forest Protection, Health and Productivity	7 000	21 575	0	28 575
Sapotaweyak Cree Nation	Youth Cultural Lodge	15 000	10 269	0	25 269
Shoal Lake No.40	Inventory and Resource Management	5 000	2 033	0	7 033
Swan Lake	Planer and Twin Saw Training	17 000	211 168	0	228 168
Tootinaowaziibeeng Treaty Reserve	Archaeology Camp	7 000	14 288	0	21 288
New Brunswick					
Fort Folly First Nation	Mi'kmaq Medicine Trail Development and Sustainable Forest Management	27 500	5 680	35 000	68 180
Madawaska Maliseet First Nation	Interpretation Trail Enhancement	7 500	25 125	0	32 625
Woolastook Forest Products	Hardwood Mill Training	22 500	13 200	35 450	71 150
Newfoundland and Labrador					
Miawpukek First Nation	Miawpukek Youth Outreach and TEK	20 617	5 000	3 000	28 617
Nova Scotia					
Confederacy of Mainland Mi'kmaq	Community Forestry Projects	99 479	68 300	0	167 779
Unama'ki Institute of Natural Resources	Aboriginal Junior Forest Ranger Program – Feasibility study	15 000	5 000	0	20 000



Table 13. FNFP community-scale projects and funding by province and territory, 2009–2010 (Cont'd)

Proponent	Project title	FNFP (\$)	First Nations (\$)	Partners (\$)	Total project value (\$ cash and in-kind)
Northwest Territories					
Deh Cho First Nations	Internal Deh Cho Forestry Planning	9 400	78 953	0	88 353
Ontario					
Cat Lake and Slate Falls First Nations	Cat Lake & Slate Falls First Nations Community-based Land Use Planning Initiative	25 000	47 044	109 590	181 634
Chapleau Cree First Nation	Chapleau Cree First Nation Value-added Wood Processing Cluster Development Project	25 000	19 300	71 000	115 300
Chippewas of Nawash Unceded First Nation	Stand Improvement Operations – Firewood Processing	25 000	31 000	18 796	74 796
Constance Lake First Nation	Community Based Land and Resource Management Planning: Communicating Knowledge and Values to the Community	19 272	7 000	81 643	107 915
Dokis First Nation	Development of the Economic Opportunities for the Utilization of Non-timber Forest Products (Phase III)	22 530	18 800	41 878	83 208
Garden River First Nation	Garden River GIS Initiative	25 000	53 286	0	78 286
Magnetawan First Nation	Capacity Enhancement for Magnetawan First Nation – Chain saw / Skidder Certification	25 000	26 563	5 000	56 563
Mississauga First Nation	Forestry Operations Training and Harvest Protocol: ESRI, GIS training	16 240	12 938	5 500	34 678
Naicatchewenin First Nation	Naicatchewenin Forest Management Project	25 000	4 000	4 867	33 867
Nigigoonsiminikaaning First Nation	Environmentally Friendly Safe and Skilled Practice in the Timber Harvest Industry Toward Sustainability of a Renewable Resource	20 000	100 257	31 500	151 757
Nishnawbe Aski Nation	NAN Forestry Technical Capacity / Forest Tenure Reform	25 000	20 658	50 000	95 658
Pic Mobert First Nation	White River Forest Products Ltd. – A Community-based Forestry Initiative	25 000	13 395	17 222	55 617



Table 13. FNFP community-scale projects and funding by province and territory, 2009–2010 (Cont'd)

Proponent	Project title	FNFP (\$)	First Nations (\$)	Partners (\$)	Total project value (\$ cash and in-kind)
Ontario (Cont'd)					
Shawanaga First Nation	Shawanaga Forestry Management Planning Project – Phase 3 – Impact and Assessment for Sustainability and Development	20 000	5 000	0	25 000
Thessalon First Nation	Growing Native/ Indigenous Plants for Northern Ontario & Capacity Building – Pilot project	25 000	22 500	39 850	87 350
Wabigoon Lake Ojibway Nation	Forest Opportunities	22 761	6 000	0	28 761
Whitesand First Nation	Sagatay – Towards New Forest Utilization	22 500	18 305	0	40 805
Quebec					
Conseil de la Nation Micmac de Gespeg	Formation de travailleurs forestiers - Formation d'un opérateur de machinerie forestière - Participation à deux conférences provinciales	33 700	24 573	69 336	127 609
Conseil des Anicinapek de Kitcisakik	Formation de travailleurs forestiers en abattage manuel et en production de bois de chauffage. Participation à deux conférences provinciales.	19 942	52 574	24 831	97 347
Conseil des Atikamekw de Manawan	Analyse économique du potentiel forestier d'un territoire. Formation sur Arc GIS.	10 580	17 234	0	27 814
Conseil des Atikamekw de Wemotaci	Aménagement d'une bleuetière sur la réserve. Participation à deux conférences provinciales.	25 946	13 986	50	39 982
Conseil des Montagnais du Lac St-Jean	Planification stratégique de développement des infrastructures. Participation à deux conférences provinciales.	20 000	6 714	0	26 714
Eagle Village First Nation - Kipawa	Studies related with the implementation of a sugar maple production unit – Phase II. Precommercial thinning and other contract negotiations. Participation at two provincial conferences.	38 700	31 959	0	70 659
Kitigan Zibi Anishinabeg	Updating Kitigan Zibi Integrated Resources Management Plan. Participation at two provincial conferences.	11 312	48 162	0	59 474



Table 13. FNFP community-scale projects and funding by province and territory, 2009–2010 (Cont'd)

Proponent	Project title	FNFP (\$)	First Nations (\$)	Partners (\$)	Total project value (\$ cash and in-kind)
Quebec (Cont'd)					
Micmacs of Gesgapegiag	Training forest workers. Acquisition and installation of digital maps and orthophotos. Participation at two provincial conferences.	36 015	46 507	151 657	234 179
Ouje-Bougoumou Eenuch Association	Feasibility study on chip supply and non-timber forest product	10 100	10 100	0	20 200
Timiskaming First Nation	Evaluation of sites for "Forêt de proximité." Participation at two provincial conferences.	19 800	20 983	0	40 783
Waswanipi Mishtuk Corporation	On-reserve forest management. Participation at two provincial conferences.	46 000	135 769	23 455	205 224
Wolf Lake First Nation	Evaluation of the potential for the implementation of a commercial blueberry picking business. Participation at two provincial conferences.	27 400	12 896	0	40 296
Saskatchewan					
Ahtahkakoop Cree Nation	First Nation Fire Suppression	15 000	5 142	39 167	59 308
Beardy's and Okemasis First Nation	Beardy's and Okemasis Junior Forest Ranger Program	12 000	40 795	0	52 795
Canoe Lake First Nation	Demonstration Forest Project	5 000	3 957	0	8 957
Eastern Sector Community Development	Aboriginal Junior Forest Rangers	18 000	60 776	43 709	122 485
First Nation Island Forest Management Inc.	Natural Resource Assistant Training Program	10 000	6 325	0	16 325
Hatchet Lake	Hatchet Lake Junior Rangers Program	15 000	31 909	3 090	49 999
Kimosom Pwatinahk Forest Resources	Regeneration Survey and Tree Plant Project	15 000	11 162	0	26 162
Mee-Toos Forest Products Ltd.	Post Peeling Training 2009	15 500	12 624	0	28 124
Mistawasis First Nation	Forest Inventory Cruising and Compilation	14 500	23 522	0	38 022
Peter Ballantyne Cree Nation	Pelican Narrows Junior Forest Ranger Program	18 000	46 475	10 000	74 475
Red Earth First Nation	Reforestation	9 000	6 744	0	15 744
Stanley Mission Indian Reserve	Stanley Mission Junior Ranger Program	15 000	8 343	2 375	25 718



Table 13. FNFP community-scale projects and funding by province and territory, 2009–2010 (Cont'd)

Proponent	Project title	FNFP (\$)	First Nations (\$)	Partners (\$)	Total project value (\$ cash and in-kind)
Saskatchewan (Cont'd)					
Lac La Ronge Indian Band	Lac La Ronge Indian Band Junior Forest Ranger Program	18 000	25 697	2 500	46 197
Meadow Lake Tribal Council	MLTC School To Work	20 000	0	28 462	48 462
Meadow Lake Tribal Council	Lands and Resource Department Support	36 001	10 395	0	46 396
Peter Ballantyne Cree Nation	Heritage Mapping Project and Capacity Building	15 000	25 889	5 987	46 875
Prince Albert Grand Council	Community Wildfire Protection Project	22 000	113 518	74 975	210 493
Prince Albert Grand Council	GIS & Environmental Resource Project	22 000	29 169	0	51 169
Yukon					
Council of Yukon First Nations	Council of Yukon First Nations 2009/10	64 147	17 400	0	81 547
Council of Yukon First Nations	Council of Yukon First Nations 2009/10 Forest Management Planning Workshop	21 382	12 500	13 498	47 380
Total		1 896 006	1 889 580	1 332 833	5 118 420

Table 14. FNFP regional- versus community-scale project summary, 2010–2011

	Projects	First Nations (\$)	FNFP (\$)	Partners (\$)	Total project value (\$)
Regional-scale projects	33	1 343 948	963 658	1 617 345	3 924 951
Community-scale projects	99	2 207 247	1 824 148	1 627 403	5 658 799
Total	132	3 551 195	2 787 806	3 244 748	9 583 750



Table 15. FNFP regional-scale projects and funding by province and territory, 2010–2011

Proponent	Project title	FNFP (\$)	First Nations (\$)	Partners (\$)	Total project value (\$ cash and in-kind)
Alberta					
Tribal Chiefs Ventures Inc.	Forest Land and Resource Use Planning	48 000	43 799	0	91 799
British Columbia					
Aboriginal Forest Industries Council	Aboriginal Institute for Management Excellence (AIME)	76 728	11 200	9 086	97 014
Maiyoo Keyoh Society	Maiyoo Keyoh Forest Carbon and Extension Project	56 079	2 625	20 140	78 844
Neskonlith Indian Band	Developing New Area-based Forest Opportunities	37 308	5 379	5 333	48 020
Nicola Tribal Association	Nicola Tribal GIS Services Development Project	67 712	20 055	4 800	92 567
West Moberly First Nations	Little Prairie Community Forest Stewardship Project	53 813	4 593	9 725	68 131
National initiatives					
Council for the Advancement of Native Development Officers	CANDO 17th National Conference & AGM	10 000	130 000	260 000	400 000
Frontiers Foundation	First Nations Local Labour, Local Materials Research Project	19 250	0	0	19 250
National Aboriginal Forestry Association	Aboriginal Forestry Research and Outreach Initiatives	75 000	0	0	75 000
Manitoba					
Assembly of Manitoba Chiefs Secretariat Inc.	Standing Tree to Standing House	96 600	19 500	0	116 100
Black River First Nation	Traditional Area Advisory Committee	36 000	27 552	46 255	109 807
West Region Tribal Council	Non-timber Forest Products	10 000	3 530	0	13 530
New Brunswick					
Assembly of First Nations' Chiefs in New Brunswick Inc.	Mi'gmaq and Wolastoqiyik Forest Policy Development	35 000	70 000	0	105 000
Maliseet Nation Conservation Council	Maliseet Nation Forest Firefighting Training Program	20 000	17 210	1 150	38 360
North Shore Mi'kmaq District Council	Identification of Wild Blueberry Farming Potential – NTFP	15 000	15 000	0	30 000
Nova Scotia					
Confederacy of Mainland Mi'kmaq	Mi'kmawey Debert Management Plan	70 266	16 625	0	86 891
Unama'ki Institute of Natural Resources	Envirothon Program Coordination	17 250	4 350	0	21 600



Table 15. FNFP regional-scale projects and funding by province and territory, 2010–2011 (Cont'd)

Proponent	Project title	FNFP (\$)	First Nations (\$)	Partners (\$)	Total project value (\$ cash and in-kind)
Northwest Territories					
Gwichya Gwich'in Renewable Resource Council	Travaillant Lake Post Fire Ecological Regeneration Study	14 834	18 116	11 254	44 204
Tetlit Gwich'in Council	Sustainable Forest Management and Value-added Sawmilling to Build a Local Forest Economy – A 5-day Workshop	40 000	7 750	6 000	53 750
Ontario					
Fort William First Nation	First Nations Natural Resources Youth Employment Program	50 000	1 000	479 553	530 553
Mushkegowuk Council	Values Collection and Management Project	49 500	132 909	23 746	206 155
Mushkegowuk Environmental Research Centre	Environmental Stewardship Strategy: Strengthening Skills and Community Capacity in Forest Management	39 000	1 465	24 283	64 748
Northeast Superior Regional Chiefs' Forum	Biomass Sustainability Research Project	50 000	19 953	381 724	451 677
Southern First Nations Secretariat	Business Development for a Biomass and Forest Management Company	40 000	52 762	5 000	97 762
Quebec					
Assemblée des Premières nations du Québec et du Labrador	Réseau de foresterie des Premières Nations, Organisation d'un atelier de réflexion en foresterie et Réunion annuelle de l'AGAA	54 300	19 866	0	74 166
Conseil de la Nation Huronne-wendat	Analyse des perspectives économiques et négociations d'ententes économiques	10 150	16 530	0	26 680
Société de développement économique Ilnu	Implantation d'une filière forestière autochtone - Projet pilote	92 424	31 626	0	124 050
Saskatchewan					
Lac La Ronge Indian Band	Junior Forest Rangers	16 000	21 225	0	37 225
Lac La Ronge Indian Band, Stanley Mission Band Office	Junior Forest Ranger Program	16 000	12 691	0	28 691
Meadow Lake Tribal Council	Lands and Resource Department Support	26 000	3 045	0	29 045
Meadow Lake Tribal Council	Geographic Information Technology Capacity	20 000	14 723	0	34 723
Prince Albert Grand Council	Community Wildfire Protection Project	42 454	216 817	285 080	544 351
Yukon					
Council of Yukon First Nations	Forest Inventory Training	39 280	1 763	44 216	85 259
Total		1 896 006	1 889 580	1 332 833	5 118 420



Table 16. FNFP community-scale projects and funding by province and territory, 2010–2011

Proponent	Project title	FNFP (\$)	First Nations (\$)	Partners (\$)	Total project value (\$ cash and in-kind)
Alberta					
Bigstone Cree Nation	Wild Fire Type I Fire Attack Training	16 000	24 906	0	40 906
Blood Tribe	Asserting Aboriginal and Treaty Rights Through Ecotourism by First Nations Along the Rocky Mountains	56 000	13 650	0	69 650
Duncan's First Nation	Demonstration of Forestry Management Techniques in Duncan's First Nation: A Case Study	25 000	8 200	0	33 200
Red Crow Community College	Elder's Transfer of Blackfoot Traditional Environmental and Forestry Knowledge to the Youth	19 500	6 400	41 556	67 456
Saddle Lake First Nation	Saddle Lake Tree Planting / Community Enhancement	18 000	25 518	0	43 518
Stoney Nakoda First Nation	Stoney/Nakoda First Nations (SNFN) Forest Inventory Report and MPB Tree Removal	38 607	9 500	0	48 107
Sturgeon Lake Cree Nation	Conducting a New Forest Inventory and Mountain Pine Beetle Monitoring	34 218	16 909	30 000	81 127
Sucker Creek First Nation	FireSmart 2010	28 000	8 000	0	36 000
Tallcree First Nation	Tallcree/Beaver First Nations Forestry Capacity Development Initiative	37 000	4 861	9 422	51 283
Whitefish Lake Band Administration	Whitefish Lake Junior Forest Ranger Program	30 000	35 566	0	65 566
British Columbia					
Alexis Creek Indian Band	ACFN 5-year Operational Plan, Organizational Structure and Capacity Building Strategy	24 000	5 000	1 000	30 000
Beecher Bay First Nation	On-reserve Fuel Reduction and Invasive Species Removal	23 447	7 354	600	31 401
Bonaparte Indian Band	Woodland Licence Management Planning, Woodland Licence Tenure Analysis and Riparian / Carbon Credit Planning	25 000	2 402	4 000	31 402
Bridge River Indian Band	Bridge River Forest Fuel Management 2010–2011	25 000	500	6 359	31 859
Canim Lake Band	Woodlot 1578 and 0559	25 000	6 250	0	31 250
Gitanyow Band Council	Fuel Management Work – Gitanyow IR 1	17 304	4 326	0	21 630
Gwa'sala-'Nakwaxda'xw Nation	Background Analysis for an Application for a Community Forest Licence or a First Nations Woodland Licence	13 282	2 655	666	16 603



Table 16. FNFP community-scale projects and funding by province and territory, 2010–2011 (Cont'd)

Proponent	Project title	FNFP (\$)	First Nations (\$)	Partners (\$)	Total project value (\$ cash and in-kind)
British Columbia (Cont'd)					
Heiltsuk Tribal Council	Integrating Heiltsuk LUP and Forest Data and Forest Valuation	25 000	6 825	6 468	38 293
Malahat First Nation	On-reserve Forest Fuel Reduction Treatment	23 979	4 588	1 800	30 367
Quatsino First Nation	Archaeological Impact Assessment and Visual Impact Assessment on Blocks 72B01 and 53B01 of Woodlot Licences W0072 and W2053	21 449	6 075	1 850	29 374
Saulteau First Nations	Sustainable Forestry Management Project	4 287	1 072	0	5 359
Simpcw First Nation	First Nation Woodland Licence Application Development	24 989	7 608	1 080	33 677
Skeetchestn Indian Band	Skeetchestn Value-added Product Development and Marketing	24 500	7 700	2 500	34 700
Snaw-Naw-AS First Nation	On-reserve Forest Fuel Reduction Treatments	25 000	8 426	600	34 026
Stellat'en First Nation	Stellat'en First Nation On-reserve Forest Fire Treatment/Prevention Project	24 241	5 761	300	30 302
T'it'q'et Administration	T'it'q'et Forest Fuel Management 2010–2011	37 488	3 375	7 250	48 113
Tobacco Plains Indian Band	FRO Reconnaissance-Woodlot Licence Cutting Permit Development	24 950	1 874	4 500	31 324
Williams Lake Indian Band	First Nations Woodland Licence Planning	24 952	1 404	5 000	31 356
Wuikinuxv First Nation	Woodland Licence Feasibility Study	25 000	5 481	3 000	33 481
Xaxli'p First Nation	Feasibility Study and Proforma Business Plan	23 868	7 002	0	30 870
Yun Ka Whut'en Holdings Ltd.	Forest Fuel Management on Ulkatcho First Nations IR 14A	25 000	6 275	0	31 275
Manitoba					
Assembly of Manitoba Chiefs Secretariat Inc.	Forestry Conference	20 000	17 500	302 580	340 080
Berens River First Nation	Training in Lumber Grading	39 000	14 819	0	53 819
Black River First Nation	Black River Mill, Train the Trainer Program	12 000	9 333	0	21 333
Mathias Colomb Cree Nation	Mathias Colomb Cree Nation Sawmill Training	20 000	90 250	0	110 250
Opaskwayak Cree Nation	Opaskwayak Cree Nation Stand Tending	20 000	6 692	0	26 692
Swan Lake First Nation	Training the Trainer	18 000	111 904	0	129 904
Wasagamack First Nation	Capacity Building in Forestry Operations	20 000	44 367	0	64 367
Wuskwi Sipiik First Nation	Wuskwi Sipiik First Nation Feasibility Study	10 000	24 927	0	34 927



Table 16. FNNP community-scale projects and funding by province and territory, 2010–2011 (Cont'd)

Proponent	Project title	FNNP (\$)	First Nations (\$)	Partners (\$)	Total project value (\$ cash and in-kind)
New Brunswick					
Fort Folly First Nation	Fort Folly Multiple project	36 000	5 600	40 300	81 900
Madawaska Maliseet First Nation	Trail Maintenance	7 500	24 146	0	31 646
Maliseet Nation Conservation Council	Non-timber Forest Products Workshop – Spruce Needle Market Development	5 300	1 800	0	7 100
Wolastoqiyik Nawicowok Sacred Land Trust	Wolastoqiyik Nawicowok Sacred Land Trust Ecosystem-based Forest Management Plan	25 000	8 200	7 600	40 800
Woolastook Forest Products	Woolastook Forest Products Hardwood Mill Training	10 800	6 000	0	16 800
Woolastook Forest Products	Woolastook Forest Products Operation/Training Plan	3 800	500	2 775	7 075
Newfoundland and Labrador					
Miawpukek First Nation	Forest Access Road Upgrade and Envirothon Program	9 478	5 000	1 200	15 678
Miawpukek First Nation	Pipe Stone TEK	11 700	5 000	0	16 700
Miawpukek First Nation	Conne River Biofuel and Infrastructure Study	25 700	5 000	13 500	44 200
Nova Scotia					
Confederacy of Mainland Mi'kmaq	Communities of the Confederacy of Mainland Mi'kmaq	91 811	23 000	0	114 811
Unama'ki Institute of Natural Resources	Atlantic First Nations Junior Ranger Initiative	8 750	2 500	0	11 250
Northwest Territories					
Akaiicho Territory Government	Conference and Meeting Support	6 046	1 600	0	7 646
Smith's Landing First Nation	Fire Abatement and Community Safety – NWT lands	15 000	6 000	0	21 000
Ontario					
Aundeck-Omni-Kaning	Forest Management and Operations Implementation	23 062	9 500	31 500	64 062
Batchewana First Nation	Plant and Flora Inventory within Batchewana First Nation Territories	25 000	7 669	2 500	35 169
Chapleau Cree First Nation	Chapleau Area Biomass to Thermal Energy Study & Boreal Forest Species Headstart & Monitoring Initiative Conference	25 000	10 400	26 000	61 400
Mattagami First Nation	Long-term Forestry Agreement and Implementation Strategy for Mattagami First Nation	10 707	7 900	0	18 607
Naicatchewenin First Nation	Naicatchewenin Forest Management Plan Year 1	25 000	8 808	0	33 808
Nigigoonsiminikaaning First Nation	Nigigoonsiminikaaning Forest Management Planning Project	21 119	12 005	0	33 124



Table 16. FNFP community-scale projects and funding by province and territory, 2010–2011 (Cont'd)

Proponent	Project title	FNFP (\$)	First Nations (\$)	Partners (\$)	Total project value (\$ cash and in-kind)
Ontario (Cont'd)					
Nishnawbe Aski Nation	Forestry Technical Capacity and Forest Tenure Reform	25 000	20 000	60 000	105 000
North Caribou Lake	North Caribou Lake First Nation – Land Use Planning Initiative	20 617	7 634	2 000	30 251
Pic Mobert First Nation	Pic Mobert First Nation / White River Forest Products Ltd., Joint Venture Implementation Process	25 000	26 000	35 705	86 705
Sagamok Anishnawbek First Nation	Sagamok/Industry Biofuel Research and Development and Supply Study	17 930	5 000	247 935	270 865
Seine River First Nation	Seine River Forest Management Plan	25 000	9 000	0	34 000
Thessalon First Nation	Propagating Indigenous Plant Species for Powerline / Road Corridor Restoration and Silvicultural Thinning/ Cleaning Project	25 000	18 717	1 000	44 717
Whitefeather Forest Management Corporation	Forest Management Support	25 000	17 421	0	42 421
Whitesand First Nation	Towards a New Forest Economy	25 000	25 150	0	50 150
Prince Edward Island					
Mi'kmaq Confederacy of Prince Edward Island	Development of co-management agreement and development of forest management plan	9 038	0	18 075	27 113
Quebec					
Conseil de la nation Atikamekw	Formation sur GPS et Réunion annuelle de l'AGAA et atelier provincial de l'IDDPNQL	9 975	11 059	0	21 034
Conseil de la Nation Huronne-wendat	Négociation de contrats, Étude de faisabilité pour une érablière et Réunion annuelle de l'AGAA et conférence de l'IDDPNQL	13 017	22 731	0	35 748
Conseil de la Nation Micmac de Gespeg	Formation de travailleurs forestiers; Certification forestière FSC; Réunion annuelle de l'AGAA et atelier provincial de l'IDDPNQL	31 335	21 361	79 347	132 043
Conseil des Atikamekw de Manawan	Inventaires multi-ressources, Recherche de partenariats et Réunion annuelle de l'AGAA et conférence de l'IDDPNQL	28 764	39 724	18 766	87 254
Conseil des Atikamekw de Wemotaci	Travaux sylvicoles, Préparation de terrain après feux, Participation à deux conférences provinciales.	19 820	4 955	0	24 775



Table 16. FNFP community-scale projects and funding by province and territory, 2010–2011 (Cont'd)

Proponent	Project title	FNFP (\$)	First Nations (\$)	Partners (\$)	Total project value (\$ cash and in-kind)
Quebec (Cont'd)					
Conseil des Montagnais du Lac St-Jean	Recensement des affectations autochtones sur le Nitassinan et Réunion annuelle de l'AGAA et atelier provincial de l'IDDPNQL	24 220	8 203	0	32 423
Coopérative de solidarité Wenicec	Formation de travailleurs en abattage et en débusquage et Réunion annuelle de l'AGAA et conférence de l'IDDPNQL	18 966	51 016	0	69 982
Eagle Village First Nation – Kipawa	Studies related to the implementation of a sugar maple production unit – Phase III, Pre-commercial thinning and other contract negotiations, and Annual meeting of the GAFNA and FNQLSDI provincial workshop	20 390	14 300	0	34 690
Kitigan Zibi Anishinabeg	Study of forestry potential for the establishment [of] a "proximity forest," Implementation of the Annual Integrated Resource Protection and Management Plan, and Silvicultural works	26 163	92 031	0	118 194
Listuguj Mi'gmaq Government	Training – Forest workers, Certification in silvicultural management, Acquisition and improvement of knowledge, and Annual meeting of the GAFNA and FNQLISD conference	28 901	36 898	150 000	215 799
Micmacs of Gesgapegiag	Certification in silviculture management, Acquisition of digital maps and orthophotos, Training of forest workers, and Participation in two provincial conferences.	33 990	69 606	149 700	253 296
Timiskaming First Nation	Economic evaluation of site for "Forêt de proximité." Participation in seminars and workshops, and Participation in two provincial conferences.	23 900	22 832	0	46 732
Waswanipi Mishtuk Corporation	Technical employees, Silvicultural work, and Annual meeting of the GAFNA and FNQLSDI provincial workshop	47 107	137 260	30 000	214 367
Wolf Lake First Nation	R&D: Non-timber forest products and Annual meeting of the GAFNA and FNQLSDI provincial workshop	26 361	9 596	0	35 957



Table 16. FNFP community-scale projects and funding by province and territory, 2010–2011 (Cont'd)

Proponent	Project title	FNFP (\$)	First Nations (\$)	Partners (\$)	Total project value (\$ cash and in-kind)
Saskatchewan					
Beardy's and Okemasis First Nation	Junior Forest Rangers	11 000	27 168	0	38 168
Canoe Lake First Nation	Canoe Lake Youth Log Home Building	20 000	28 377	0	48 377
Carry The Kettle First Nation	Mountain Pine Beetle Control and Management	10 000	17 229	0	27 229
Eastern Sector Community Development	Aboriginal Junior Forest Ranger	16 000	114 773	30 000	160 773
First Nation Island Forest Management Inc.	Junior Forest Rangers Program	16 000	22 127	32 500	70 627
Flying Dust First Nation	Flying Dust Log Home Building	20 000	9 425	0	29 425
Hatchet Lake Denesuline First Nation	Junior Forest Ranger Program	16 000	8 215	0	24 215
Kimosom Pwatinahk Forest Resources	Deschambault Lake Forest Maturity / Vigor Stand Survey	10 000	11 818	0	21 818
Meadow Lake Tribal Council	School to Work	15 000	6 074	38 850	59 924
Mee-Toos Forest Products Ltd.	Forest Management Training and Data Collection	17 000	23 219	3 500	43 719
Mistawasis First Nation	Youth Forestry Training Project	16 000	8 734	0	24 734
Peter Ballantyne Cree Nation – Pelican Narrows	Junior Forest Rangers	16 000	15 877	0	31 877
Prince Albert Grand Council	Urban Aboriginal Junior Forest Ranger Program	16 000	6 111	27 181	49 292
Prince Albert Grand Council	GIS and Environmental Resource Project	20 000	55 669	0	75 669
Red Earth	Reforestation Reserve 29	7 000	5 865	0	12 865
Waterhen Lake First Nation	Heavy Equipment Training Project	20 000	38 604	139 400	198 004
Yellow Quill First Nation	Junior Forest Ranger	16 000	13 586	7 538	37 124
Yukon					
Council of Yukon First Nations	Council of Yukon First Nations 2010/11	58 920	14 900	0	73 820
Total		2 207 247	1 824 148	1 627 403	5 658 799

